

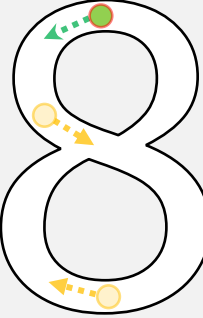

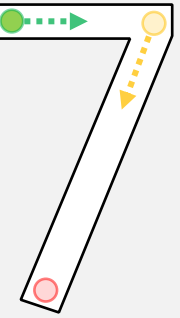



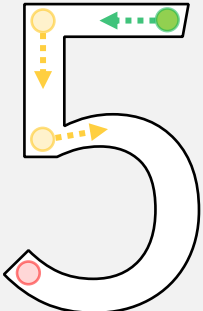

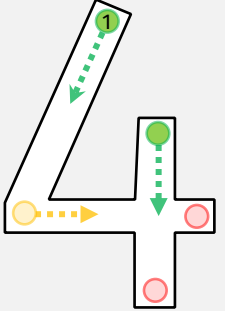

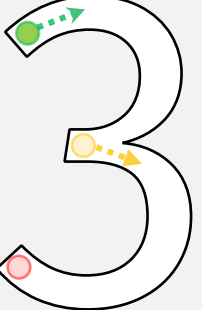

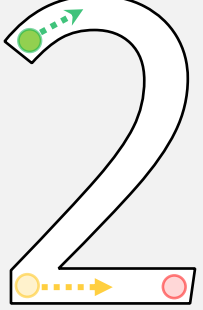







Winter Number Formation Mat




Winter Number Formation Mat



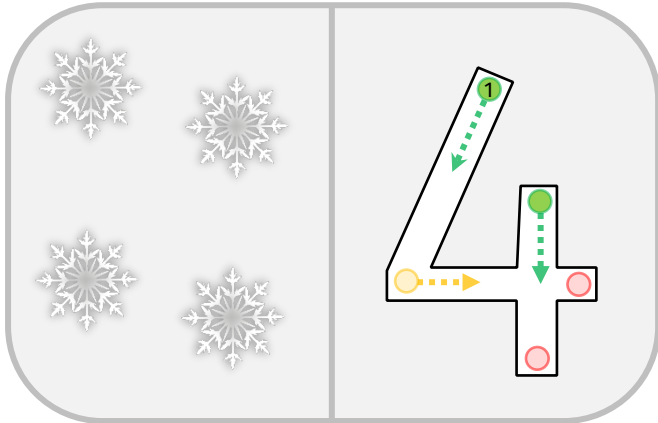
Number 1 formation mat. The left panel contains one snowflake. The right panel shows the number 1 with a green starting dot, a dashed green arrow pointing down, a yellow dot at the top right, a dashed yellow arrow pointing down, and a red dot at the bottom right.




Number 2 formation mat. The left panel contains two snowflakes. The right panel shows the number 2 with a green starting dot, a dashed green arrow curving down and right, a yellow dot at the bottom left, a dashed yellow arrow pointing right, and a red dot at the bottom right.




Number 3 formation mat. The left panel contains three snowflakes. The right panel shows the number 3 with a green starting dot, a dashed green arrow curving down and right, a yellow dot at the top right of the second hump, a dashed yellow arrow pointing right, and a red dot at the bottom left.



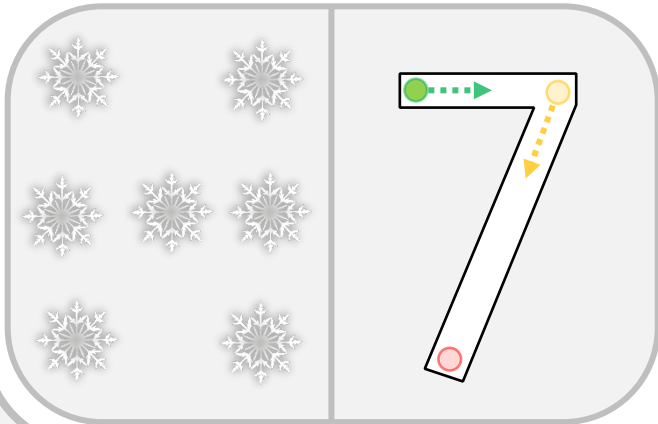
Number 4 formation mat. The left panel contains four snowflakes. The right panel shows the number 4 with a green starting dot and a dashed green arrow pointing down, a yellow dot at the top left, a dashed yellow arrow pointing right, and a red dot at the bottom right.




Number 5 formation mat. The left panel contains five snowflakes. The right panel shows the number 5 with a green starting dot and a dashed green arrow pointing down, a yellow dot at the top left, a dashed yellow arrow pointing right, and a red dot at the bottom left.




Number 6 formation mat. The left panel contains six snowflakes. The right panel shows the number 6 with a green starting dot, a dashed green arrow curving down and right, a yellow dot at the top left of the loop, a dashed yellow arrow pointing right, and a red dot at the bottom left.



Number 7 formation mat. The left panel contains seven snowflakes. The right panel shows the number 7 with a green starting dot, a dashed green arrow pointing right, a yellow dot at the top right, a dashed yellow arrow pointing down, and a red dot at the bottom left.



Number 8 formation mat. The left panel contains eight snowflakes. The right panel shows the number 8 with a green starting dot, a dashed green arrow curving down and right, a yellow dot at the top left of the second loop, a dashed yellow arrow pointing right, and a red dot at the bottom left.



Number 9 formation mat. The left panel contains nine snowflakes. The right panel shows the number 9 with a green starting dot, a dashed green arrow curving down and right, a yellow dot at the top left of the loop, a dashed yellow arrow pointing right, and a red dot at the bottom left.