






Name:



My


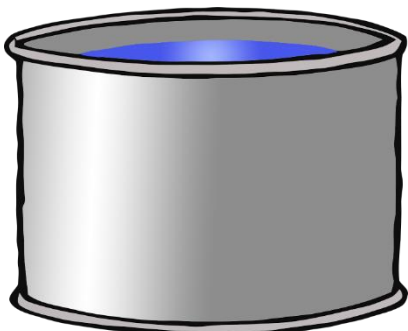





booklet



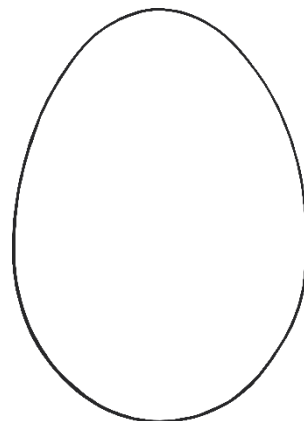



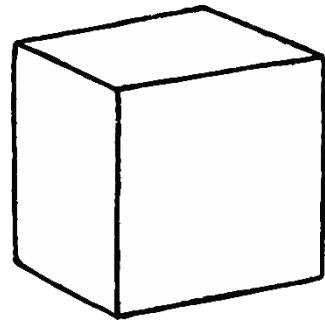

Name:

Circle the pictures that use the **V** sound.



Name:

Colour the pictures that use the **V** sound.



Name:

Circle the **v** sound.

o

e

v

v

v

l

p

m

i

v

g

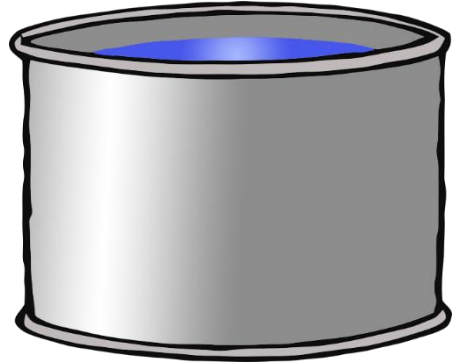

Name:

Practise writing **V**.



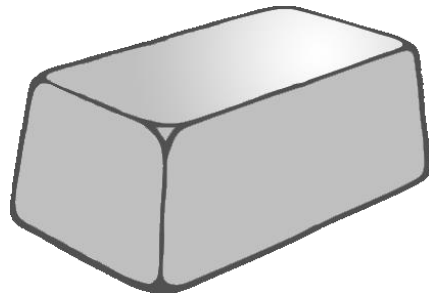

Name:

Write **V** and then read the word.



a n

a t




ulture

sil


er

Name:


Read the words and **colour** the pictures.



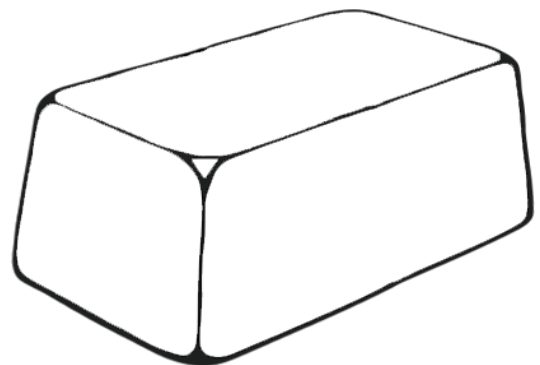
van



vat



vulture

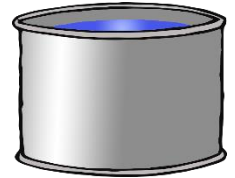


silver

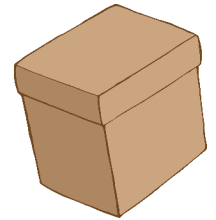
Name:

Match the word with the picture.

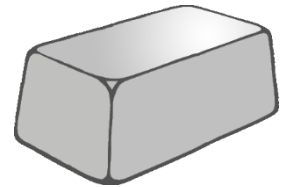
silver




cat



vat




vulture



box

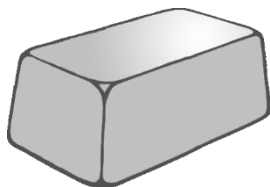


van



Name:

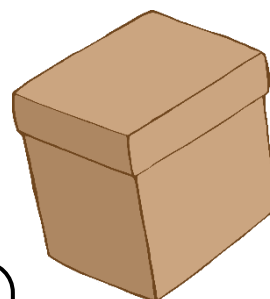
Write the words for the pictures. Tick the V words. ✓



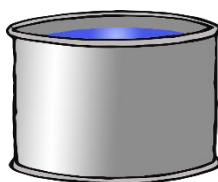
--	--	--	--	--




--	--	--



--	--	--



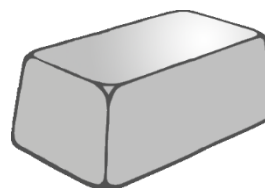
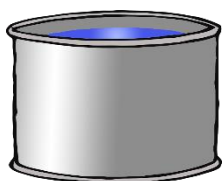

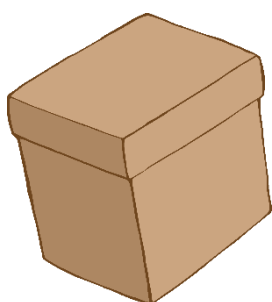
--	--	--



--	--	--

Name:

Write the words for the pictures. Tick the V words. ✓



Name:

Read all the words. Tick the ones that are real. ✓

voop

van

silver

vet

vam

piv

vat

sev

wuv

vulture

Name:

Read the words and draw pictures for them.

vet

van

vinegar

silver