

Topic Plan Ideas – Pirates

This pack contains some activity ideas for the Pirates topic as well as some blank forms for you to note down your own ideas.

Staring at a blank page when planning can be difficult so we hope that even if you don't end up using our exact suggestions, they will be a spark of inspiration for your own great ideas when planning for your children.

(The different sheets are outlined below so you can decide which sheets you need to print).

Ideas sheet (Colour) – p2

Ideas sheet (BW) – p3

Blank ideas headings sheet (Colour) – p4

Blank ideas headings sheet (BW) – p5

Completely blank ideas sheet (BW) – p6

Blank Prime Areas of Learning sheet (Colour) – p7

Blank Prime Areas of Learning sheet (BW) – p8

Blank Prime & Specific Areas of Learning sheet (Colour) – p9

Blank Prime & Specific Areas of Learning sheet (BW) – p10

We hope this helps!

Fine Motor

- Make gold doubloons by rolling yellow playdough flat and using circle shaped cutters.
- Use tools such as child tweezers, scoopers, spoons, etc to retrieve treasure from inside a treasure chest.

Number/Counting

- Count the number of steps to walk the plank and then splash!
- Find 2 building bricks in the sand.



Tuff Trays

- Make a small world desert island e.g. sand, water, twigs for trees, boats, people.
- Blank pirate faces for eye-patches, earrings and moustaches to be added.

Messy Play

- Find buried treasure in the sand tray (treasure, pirate themed objects, number, or alphabet cards)
- Sea animals, pirates and boats in the water tray.



Shape/Pattern/Symmetry

- Pirate themed repeating patterns using real objects or images e.g. parrot, treasure chest, parrot, treasure chest.
- Make shapes in the sand.
- Make a pirate ship using 2D shapes.

© 2021 Little Owls Resources

Personal Opinions & Feelings

- 'What would you take with you to a desert island?' What would be helpful? What is important to you?
- 'If you were on a ship at sea for a long time, what would you miss about home?'

Measures

- Capacity - 'how much water can you put into a pirate ship (e.g. plastic tub) before it sinks? Half-full, nearly full, etc.
- Sort shells by size, shape, or colour.

Health & Self-Care

- Talk about swimming - 'who has been to a swimming pool?'
- Practice making swimming motions with your arms and legs.

Nurturing Relationships

- One child buries treasure in the sand, another must find it. (Older children can create a treasure map for their friend to follow).
- Pirate talk and count game.

Gross Motor

- Pirate activity challenge e.g. 'The ship is rocking in the waves.' - move left and right.
- Place pirate ship signs around the room e.g. Captain's Cabin, Crow Nest. Then call out the names for the children to move to.

Investigation

- Treasure chest investigation area - 'What can you find inside the chest?' - pirate themed objects.
- Look closely at different types of shells - shape, size, colour.

Role-Play

- Pirate ship role-play.
- Hot-seat some pirate characters - 'Why did you bury the treasure?' 'What do you like about being a pirate?'

Pirates Ideas

Mark making

- Design a pirate flag.
- Make marks in sand - alphabet, numbers, sounds, draw pirate items, etc.

Creativity/Art/Design

- Design a pirate 'Wanted' poster.
- Make a pirate hat.
- Create your own treasure chest.

Relevant Books

- Pirates Love Underpants - Claire Freedman.
- Polly Parrot Picks a Pirate - Peter Bentley.
- Ten Little Pirates - Mike Brownlow.

Phonics/High Freq. Words

- Pirate HFW game - receive gold doubloons when you read a word correctly.
- Treasure map to find hidden words/sounds.



Songs/Music/Poems

- 'The day I went to sea.'
- Explore onomatopoeic water sounds e.g. drip, splash, bubble.

Alphabet

- Write letters in the sand.
- Pirate themed alphabet.



Mindfulness

- Explore sand - 'how does it move when you trace your finger over it?' Watch as it falls through a colander, funnel, etc.
- Pirate themed yoga.

Colours

- Match the treasure chest to the corresponding coloured pirate ship.
- Use collage materials (in colours you are learning) to create a pirate flag.

Science Experiments

- Investigate objects which sink and float.
- 'Can you make a boat that floats?' - tin foil around half a cardboard box, corks, plastic containers.

Optional Home Learning

- Create your own pirate treasure map.
- Draw/make a pirate ship!

Vocab & Communication

- Explore pirate themed vocab using real items and word cards/mats.
- Pirate challenge cards. Go on pirate missions!

Food

- Imagine you are stranded on a desert island - what kind of food might you find?
- Investigate pineapples, coconuts - textures, smells, tastes.

Fine Motor

- Make gold doubloons by rolling yellow playdough flat and using circle shaped cutters.
- Use tools such as child tweezers, scoopers, spoons, etc to retrieve treasure from inside a treasure chest.

Number/Counting

- Count the number of steps to walk the plank and then splash!
- Find 2 building bricks in the sand.

Tuff Trays

- Make a small world desert island e.g. sand, water, twigs for trees, boats, people.
- Blank pirate faces for eye-patches, earrings and moustaches to be added.

Messy Play

- Find buried treasure in the sand tray (treasure, pirate themed objects, number, or alphabet cards)
- Sea animals, pirates and boats in the water tray.

Shape/Pattern/Symmetry

- Pirate themed repeating patterns using real objects or images e.g. parrot, treasure chest, parrot, treasure chest.
- Make shapes in the sand.
- Make a pirate ship using 2D shapes.

© 2021 Little Owls Resources

Personal Opinions & Feelings

- 'What would you take with you to a desert island?' What would be helpful? What is important to you?
- 'If you were on a ship at sea for a long time, what would you miss about home?'

Measures

- Capacity - 'how much water can you put into a pirate ship (e.g. plastic tub) before it sinks? Half-full, nearly full, etc.
- Sort shells by size, shape, or colour.

Health & Self-Care

- Talk about swimming - 'who has been to a swimming pool?'
- Practice making swimming motions with your arms and legs.

Nurturing Relationships

- One child buries treasure in the sand, another must find it. (Older children can create a treasure map for their friend to follow).
- Pirate talk and count game.

Gross Motor

- Pirate activity challenge e.g. 'The ship is rocking in the waves.' - move left and right.
- Place pirate ship signs around the room e.g. Captain's Cabin, Crow Nest. Then call out the names for the children to move to.

Investigation

- Treasure chest investigation area - 'What can you find inside the chest?' - pirate themed objects.
- Look closely at different types of shells - shape, size, colour.

Role-Play

- Pirate ship role-play.
- Hot-seat some pirate characters - 'Why did you bury the treasure?' What do you like about being a pirate?'

Pirates Ideas

Mark making

- Design a pirate flag.
- Make marks in sand - alphabet, numbers, sounds, draw pirate items, etc.

Creativity/Art/Design

- Design a pirate 'Wanted' poster.
- Make a pirate hat.
- Create your own treasure chest.

Relevant Books

- Pirates Love Underpants - Claire Freedman.
- Polly Parrot Picks a Pirate - Peter Bently.
- Ten Little Pirates - Mike Brownlow.

Phonics/High Freq. Words

- Pirate HFW game - receive gold doubloons when you read a word correctly.
- Treasure map to find hidden words/sounds.

Songs/Music/Poems

- 'The day I went to sea.'
- Explore onomatopoeic water sounds e.g. drip, splash, bubble.

Alphabet

- Write letters in the sand.
- Pirate themed alphabet.

Mindfulness

- Explore sand - 'how does it move when you trace your finger over it?' Watch as it falls through a colander, funnel, etc.
- Pirate themed yoga.

Colours

- Match the treasure chest to the corresponding coloured pirate ship.
- Use collage materials (in colours you are learning) to create a pirate flag.

Science Experiments

- Investigate objects which sink and float.
- 'Can you make a boat that floats?' - tin foil around half a cardboard box, corks, plastic containers.

Optional Home Learning

- Create your own pirate treasure map.
- Draw/make a pirate ship!

Vocab & Communication

- Explore pirate themed vocab using real items and word cards/mats.
- Pirate challenge cards. Go on pirate missions!

Food

- Imagine you are stranded on a desert island - what kind of food might you find?
- Investigate pineapples, coconuts - textures, smells, tastes.

Fine Motor

Number/Counting

Tuff Trays

Messy Play

Shape/Pattern/Symmetry

© 2021 Little Owls Resources

Personal Opinions & Feelings

Measures

Health & Self-Care

Nurturing Relationships

Gross Motor

Investigation

Role-Play

**Pirates
Ideas**

Mark making

Creativity/Art/Design

Relevant Books

Phonics/High Freq. Words

Songs/Music/Poems

Alphabet

Mindfulness

Colours

Science Experiments

Optional Home Learning

Vocab & Communication

Food

Fine Motor

Number/Counting

Tuff Trays

Messy Play

Shape/Pattern/Symmetry

© 2021 Little Owls Resources

Personal Opinions & Feelings

Measures


Health & Self-Care

Nurturing Relationships

Gross Motor

Investigation

Role-Play



Mark making

Creativity/Art/Design

Relevant Books

Phonics/High Freq. Words

Songs/Music/Poems

Alphabet

Mindfulness

Colours

Science Experiments

Optional Home Learning

Vocab & Communication

Food

Empty rounded rectangular box

Empty rounded rectangular box

Empty rounded rectangular box

Empty rounded rectangular box

Empty rounded rectangular box

© 2021 Little Owls Resources

Empty rounded rectangular box

Empty rounded rectangular box


Empty rounded rectangular box

Empty rounded rectangular box

Empty rounded rectangular box

Empty rounded rectangular box

Empty rounded rectangular box



Empty rounded rectangular box

Empty rounded rectangular box

Empty rounded rectangular box

Empty rounded rectangular box

Empty rounded rectangular box

Empty rounded rectangular box

Empty rounded rectangular box

Empty rounded rectangular box

Empty rounded rectangular box

Empty rounded rectangular box

Empty rounded rectangular box

Empty rounded rectangular box



Pirates



Communication and Language

Personal, Social and Emotional Development

Physical Development

Pirates

Communication and Language

Personal, Social and Emotional Development

Physical Development


Communication and Language

Personal, Social and Emotional Development

Physical Development



Pirates



Literacy

Mathematics

Expressive arts and design

Understanding the world

Communication and Language

Personal, Social and Emotional Development

Physical Development

Pirates

Literacy

Mathematics

Expressive arts and design

Understanding the world