

# Topic Plan Ideas – Minibeasts

This pack contains some activity ideas for the ‘Minibeasts’ topic as well as some blank forms for you to note down your own ideas.

Staring at a blank page when planning can be difficult so we hope that even if you don’t end up using our exact suggestions, they will be a spark of inspiration for your own great ideas when planning for your children.

(The different sheets are outlined below so you can decide which sheets you need to print).

Ideas sheet (Colour) – p2

Ideas sheet (BW) – p3

Blank ideas headings sheet (Colour) – p4

Blank ideas headings sheet (BW) – p5

Completely blank ideas sheet (BW) – p6

Blank Prime Areas of Learning sheet (Colour) – p7

Blank Prime Areas of Learning sheet (BW) – p8

Blank Prime & Specific Areas of Learning sheet (Colour) – p9

Blank Prime & Specific Areas of Learning sheet (BW) – p10

**We hope this helps!**

### Fine Motor

- Trace dotted lines to make patterns on e.g. butterflies and ladybirds.
- Stretch string across the top of a tray like a spider web. Children to child tweezers to pick toy minibeasts out from inside the tray.




### Number/Counting

- I spy count and choose activities e.g. placing peg on correct number after counting butterflies.
- Counting puzzles – match written number to correct number of minibeasts.
- Is this an insect? Does it have 6 legs?

### Tuff Trays

- Use natural items – twigs, grass, soil, etc to make a play area for toy minibeasts.



### Messy Play

- Natural materials – children to create habitats for minibeasts. What would each minibeast need/like?

### Shape/Pattern/Symmetry

- Butterfly symmetry e.g. paint on one wing, fold paper to paint symmetry on other.
- Create repeating patterns with fingerpaints as different coloured minibeasts in a line.

© 2021 Little Owls Resources

### Personal Opinions & Feelings

- Consider the importance of minibeasts such as bees – why are they so important? How can we help them?
- As a group talk about minibeasts they like and dislike. Why?

### Measures

- Gain an understanding of how long a minute is – act like a spider for 1 minute, then a dragonfly, etc.
- Roll playdough worms and compare their lengths. Organise longest to shortest.

### Health & Self-Care

- Almost all minibeast young must care for themselves immediately. Discuss what things human children can and can't do for themselves.
- Washing hands after handling minibeasts.

### Nurturing Relationships

- Nurture empathy – by investigating what some different types of minibeasts like/need to thrive.
- Imagine we are tiny minibeasts and a huge giant person is above us.

### Gross Motor

- Use movement to act out life cycles e.g. different stages of butterfly or frog.
- Move like different minibeasts. Why do they move that way?

### Investigation

- Minibeast investigation area – images, facts, small world toys, books, magnifying glasses.
- Go on a minibeast hunt. Which minibeast can you find? You may like to use prompt cards or checklists.

### Role-Play

- Create a minibeasts small world role-play area.
- If you were a \_\_\_\_\_ what might you say?

# Minibeasts Ideas

### Mark making

- Observational drawing – sit in outdoor area and draw minibeasts you see.
- Mark a tally sheet every time you see a particular minibeast. How many of each do you see?

### Creativity/Art/Design

- Design and build a minibeast hotel. Use junk modelling to create lots of small places for the minibeasts.
- Use paper plates to make minibeasts e.g. ladybird, bumblebee.

### Relevant Books


- Aaaaargghh Spider! – Lydia Monks
- The Very Hungry Caterpillar – Eric Carle
- What the Ladybird Heard – Julia Donaldson
- Superworm – Julia Donaldson

### Phonics/High Freq. Words

- High frequency words on butterflies.
- Phonic sound cards buried in mud. Be 'worm readers' and dig through the mud to read the sounds!

### Songs/Music/Poems

- Incy wincy spider/Itsy bitsy spider
- Make a sound of a minibeast – can someone guess which minibeast?



### Alphabet

- Decorate letter outlines with minibeast designs – stripes, dots, swirls, etc.

### Mindfulness

- Go into outdoor area, find a minibeast and from a distance watch how it moves – what is it doing? Is it making a noise?
- Paint minibeasts onto pebbles.



### Colours

- Organise toy minibeasts or pictures of them into colour groups thinking about the main colour.
- Why are some minibeasts the colours they are? e.g. Yellow means keep away.

### Science Experiments

- Plant a butterfly garden – can you attract butterflies and watch their lifecycle from a distance?
- Investigate minibeasts and where they are found. If you roll a log back will the minibeasts stay or go? Why?

### Optional Home Learning

- Find out about a minibeast at home looking at books or talking to an adult. When you see a friend, tell them what you found out.

### Vocab & Communication

- Adult describes minibeast – child(ren) guess which minibeast it is.
- Partner talk – tell them what your favourite minibeast is and why.

### Food

- Make plain biscuits – children to use red and black icing to make ladybird designs.
- Sliced fruits can be combined to make designs reminiscent of minibeasts.

### Fine Motor

- Trace dotted lines to make patterns on e.g. butterflies and ladybirds.
- Stretch string across the top of a tray like a spider web. Children to child tweezers to pick toy minibeasts out from inside the tray.

### Number/Counting

- I spy count and choose activities e.g. placing peg on correct number after counting butterflies.
- Counting puzzles – match written number to correct number of minibeasts.
- Is this an insect? Does it have 6 legs?

### Tuff Trays

- Use natural items – twigs, grass, soil, etc to make a play area for toy minibeasts.

### Messy Play

- Natural materials – children to create habitats for minibeasts. What would each minibeast need/like?

### Shape/Pattern/Symmetry

- Butterfly symmetry e.g. paint on one wing, fold paper to paint symmetry on other.
- Create repeating patterns with fingerpaints as different coloured minibeasts in a line.

© 2021 Little Owls Resources

### Personal Opinions & Feelings

- Consider the importance of minibeasts such as bees – why are they so important? How can we help them?
- As a group talk about minibeasts they like and dislike. Why?

### Measures

- Gain an understanding of how long a minute is – act like a spider for 1 minute, then a dragonfly, etc.
- Roll playdough worms and compare their lengths. Organise longest to shortest.

### Health & Self-Care

- Almost all minibeast young must care for themselves immediately. Discuss what things human children can and can't do for themselves.
- Washing hands after handling minibeasts.

### Nurturing Relationships

- Nurture empathy – by investigating what some different types of minibeasts like/need to thrive.
- Imagine we are tiny minibeasts and a huge giant person is above us.

### Gross Motor

- Use movement to act out life cycles e.g. different stages of butterfly or frog.
- Move like different minibeasts. Why do they move that way?

### Investigation

- Minibeast investigation area – images, facts, small world toys, books, magnifying glasses.
- Go on a minibeast hunt. Which minibeast can you find? You may like to use prompt cards or checklists.

### Role-Play

- Create a minibeasts small world role-play area.
- If you were a \_\_\_\_\_ what might you say?



### Mark making

- Observational drawing – sit in outdoor area and draw minibeasts you see.
- Mark a tally sheet every time you see a particular minibeast. How many of each do you see?

### Creativity/Art/Design

- Design and build a minibeast hotel. Use junk modelling to create lots of small places for the minibeasts.
- Use paper plates to make minibeasts e.g. ladybird, bumblebee.

### Relevant Books

- Aaaarrgghh Spider! – Lydia Monks
- The Very Hungry Caterpillar – Eric Carle
- What the Ladybird Heard – Julia Donaldson
- Superworm – Julia Donaldson

### Phonics/High Freq. Words

- High frequency words on butterflies.
- Phonic sound cards buried in mud. Be 'worm readers' and dig through the mud to read the sounds!

### Songs/Music/Poems

- Incy wincy spider/Itsy bitsy spider.
- Make a sound of a minibeast – can someone guess which minibeast?

### Alphabet

- Decorate letter outlines with minibeast designs – stripes, dots, swirls, etc.

### Mindfulness

- Go into outdoor area, find a minibeast and from a distance watch how it moves – what is it doing? Is it making a noise?
- Paint minibeasts onto pebbles.

### Colours

- Organise toy minibeasts or pictures of them into colour groups thinking about the main colour.
- Why are some minibeasts the colours they are? e.g. Yellow means keep away.

### Science Experiments

- Plant a butterfly garden – can you attract butterflies and watch their lifecycle from a distance?
- Investigate minibeasts and where they are found. If you roll a log back will the minibeasts stay or go? Why?

### Optional Home Learning

- Find out about a minibeast at home looking at books or talking to an adult. When you see a friend, tell them what you found out.

### Vocab & Communication

- Adult describes minibeast – child(ren) guess which minibeast it is.
- Partner talk – tell them what your favourite minibeast is and why.

### Food

- Make plain biscuits – children to use red and black icing to make ladybird designs.
- Sliced fruits can be combined to make designs reminiscent of minibeasts.


Fine Motor

Number/Counting

Tuff Trays

Messy Play

Shape/Pattern/Symmetry



© 2021 Little Owls Resources

Personal Opinions & Feelings

Measures

Health & Self-Care

Nurturing Relationships

Gross Motor

Investigation

Role-Play

Minibeasts  
Ideas

Mark making

Creativity/Art/Design

Relevant Books

Phonics/High Freq. Words

Songs/Music/Poems

Alphabet

Mindfulness


Colours

Science Experiments

Optional Home Learning

Vocab & Communication

Food



**Fine Motor**

**Number/Counting**

**Tuff Trays**

**Messy Play**

**Shape/Pattern/Symmetry**

© 2021 Little Owls Resources

**Personal Opinions & Feelings**

**Measures**


**Health & Self-Care**

**Nurturing Relationships**

**Gross Motor**

**Investigation**

**Role-Play**



**Mark making**

**Creativity/Art/Design**

**Relevant Books**

**Phonics/High Freq. Words**

**Songs/Music/Poems**

**Alphabet**

**Mindfulness**

**Colours**

**Science Experiments**

**Optional Home Learning**

**Vocab & Communication**

**Food**

Empty rounded rectangular box

Empty rounded rectangular box

Empty rounded rectangular box

Empty rounded rectangular box

Empty rounded rectangular box

© 2021 Little Owls Resources

Empty rounded rectangular box

Empty rounded rectangular box


Empty rounded rectangular box

Empty rounded rectangular box

Empty rounded rectangular box

Empty rounded rectangular box

Empty rounded rectangular box



Empty rounded rectangular box

Empty rounded rectangular box

Empty rounded rectangular box

Empty rounded rectangular box

Empty rounded rectangular box

Empty rounded rectangular box

Empty rounded rectangular box

Empty rounded rectangular box

Empty rounded rectangular box

Empty rounded rectangular box

Empty rounded rectangular box

Empty rounded rectangular box



# Minibeasts



**Communication and Language**

**Personal, Social and Emotional Development**

**Physical Development**

# Minibeasts

Communication and Language

Personal, Social and Emotional Development

Physical Development



Communication and Language

Personal, Social and Emotional Development

Physical Development

Literacy

Mathematics

Expressive arts and design

Understanding the world

# Minibeasts



Communication and Language

Personal, Social and Emotional Development

Physical Development

# Minibeasts

Literacy

Mathematics

Expressive arts and design

Understanding the world