

Topic Plan Ideas – At the Seaside

This pack contains some activity ideas for the 'At the Seaside' topic as well as some blank forms for you to note down your own ideas.

Staring at a blank page when planning can be difficult so we hope that even if you don't end up using our exact suggestions, they will be a spark of inspiration for your own great ideas when planning for your children.

(The different sheets are outlined below so you can decide which sheets you need to print).

Ideas sheet (Colour) – p2

Ideas sheet (BW) – p3

Blank ideas headings sheet (Colour) – p4

Blank ideas headings sheet (BW) – p5

Completely blank ideas sheet (BW) – p6

Blank Prime Areas of Learning sheet (Colour) – p7

Blank Prime Areas of Learning sheet (BW) – p8

Blank Prime & Specific Areas of Learning sheet (Colour) – p9

Blank Prime & Specific Areas of Learning sheet (BW) – p10

We hope this helps!

Fine Motor

- Make a rockpool e.g. with small world starfish. Children use tweezers to pick up starfish.
- Summer/seaside themed pompom mats.

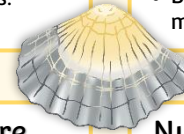


Number/Counting

- Ice-cream counting playdough mats – roll the right number of sphere-shaped ice-cream scoops to place on the cones.
- At the seaside count how many seagulls, benches, shells, etc.
- Scavenger number hunt – 'Find 3 white shells!' – Find 2 brown stones!'

Tuff Trays

- Make a small world 'Beach' or 'Rockpool' scene. Include small boats to create a harbour.
- Explore shells – describe feel of textures, colour, shape, size, sort.
- Make pictures using shells.



Messy Play

- Explore mixing water and sand – what happens? – what does it feel like?
- Sand tray – making sandcastles – add flags of different shapes.
- Beach items pre-frozen in ice to melt in tuff tray.

Shape/Pattern/Symmetry

- Build sandcastles – compare the shape of the inside of the bucket/mould to the shape of the sand.
- Use loose part shells to make the outlines of 2D shapes.
- Make repeating patterns using shells and stones.

© 2023 Little Owls Resources

Personal Opinions & Feelings

- Do you like going to the seaside?
- What do you like about the seaside?
- Is there anything you dislike about the seaside?
- Look at pictures of the seaside from the past to spark discussion.

Measures

- Explore capacity – fill & empty buckets with water – which bucket holds more water?
- Weight – use balance scales – experiment with placing different shells on each side.

Health & Self-Care

- Seaside clothing – what is the weather like in the summer?
- Sun safety (if weather hot) – sun cream – sun hats, sunglasses, water bottles.
- Dangers of the seaside? Water safety.

Nurturing Relationships

- Create a pictogram chart e.g. for favourite ice-cream flavour – accepting we all have similarities and differences between us.
- Listen to a friend talk about their trip to the beach – draw what they tell you.

Gross Motor

- Beach themed movement activity challenges e.g. move sideways like a crab.
- Act out seaside actions like charades e.g. making a sandcastle, eating an ice cream, splashing in the water.

Investigation

- Find a rockpool – investigate what creatures live in it.
- Float or sink? Investigation station (water tray) – provide prompts/posters, objects to experiment with, tick sheets, etc.

Role-Play

- Beach/Seaside
- Holiday Hotel
- Ice Cream Shop/Parlour
- Beach Café/Restaurant
- Pirate Ship

At the Seaside Ideas

Mark making

- Seaside checklist – find the item and make a mark next to the picture/word.
- Draw/write about a trip to the seaside.
- Writing down ice-cream orders
- Make marks in sand – pictures, shapes, letters, numbers.

Creativity/Art/Design

- Can you design/make a rockpool?
- Build a sandcastle.
- Making pictures/patterns using coloured sand.
- Painting shells.

Relevant Books

- The Lighthouse Keeper's Lunch – Ronda Armitage & David Armitage
- Sharing a Shell – Julia Donaldson & Lydia Monks.
- Lucy and Tom at the seaside – Shirley Hughes

Phonics/High Freq. Words

- Place sounds or words appropriate for children's learning on to small world sea animals. Children to use nets to scoop up and read.
- Sounds or words hidden under large shells. Turn over and read.

Songs/Music/Poems

- Big ship sails.
- Once I caught a fish alive.
- Five little seashells lying on the shore.

Alphabet

- How many things can you find/think of that start with the sounds e.g. 's' at the seaside.
- Practice writing letters in the sand.

Mindfulness

- Beach mindfulness scavenger hunt. 'Can you find something very small?' 'Can you find something that moves?'
- Use shell template to design a shell
- Beach senses booklet – what can you hear, see, etc.

Colours

- Sort beach clothing by colour.
- Pre-paint shells lots of colours and then sort with the children.
- Sunglasses pair match puzzles.
- Make fruit slushies – fruit juices of different colours frozen. When they melt, they mix together.

Science Experiments

- Can you build a boat that floats? Try different materials.
- Observe something melting over time. Ice cubes/Bowl of ice cream, etc.

Optional Home Learning


- Talk about the seaside 'Have you ever been? What might you see/hear/smell, etc at the seaside?'
- Ask family members what might have been different about the seaside when they were young.

Vocab & Communication

- What can we see at the seaside? – visit – use pictures of scenes or word cards/mats to aid discussion.
- Make a poster about the seaside. What are the important words to include?

Food

- Pack a picnic basket for a trip to the seaside – what will you need?
- Set up a real Ice-cream station. Choose flavour, toppings, etc. Create for themselves.



Fine Motor

- Make a rockpool e.g. with small world starfish. Children use tweezers to pick up starfish.
- Summer/seaside themed pompom mats.

Number/Counting

- Ice-cream counting playdough mats – roll the right number of sphere-shaped ice-cream scoops to place on the cones.
- At the seaside count how many seagulls, benches, shells, etc.
- Scavenger number hunt – 'Find 3 white shells!' – Find 2 brown stones!'

Tuff Trays

- Make a small world 'Beach' or 'Rockpool' scene. Include small boats to create a harbour.
- Explore shells – describe feel of textures, colour, shape, size, sort.
- Make pictures using shells.

Messy Play

- Explore mixing water and sand – what happens? – what does it feel like?
- Sand tray – making sandcastles – add flags of different shapes.
- Beach items pre-frozen in ice to melt in tuff tray.

Shape/Pattern/Symmetry

- Build sandcastles – compare the shape of the inside of the bucket/mould to the shape of the sand.
- Use loose part shells to make the outlines of 2D shapes.
- Make repeating patterns using shells and stones.

© 2023 Little Owls Resources

Personal Opinions & Feelings

- Do you like going to the seaside?
- What do you like about the seaside?
- Is there anything you dislike about the seaside?
- Look at pictures of the seaside from the past to spark discussion.

Measures

- Explore capacity – fill & empty buckets with water – which bucket holds more water?
- Weight – use balance scales – experiment with placing different shells on each side.

Health & Self-Care

- Seaside clothing – what is the weather like in the summer?
- Sun safety (if weather hot) – sun cream – sun hats, sunglasses, water bottles.
- Dangers of the seaside? Water safety.

Nurturing Relationships

- Create a pictogram chart e.g. for favourite ice-cream flavour – accepting we all have similarities and differences between us.
- Listen to a friend talk about their trip to the beach – draw what they tell you.

Gross Motor

- Beach themed movement activity challenges e.g. move sideways like a crab.
- Act out seaside actions like charades e.g. making a sandcastle, eating an ice cream, splashing in the water.

Investigation

- Find a rockpool – investigate what creatures live in it.
- Float or sink? Investigation station (water tray) – provide prompts/posters, objects to experiment with, tick sheets, etc.

Role-Play

- Beach/Seaside
- Holiday Hotel
- Ice Cream Shop/Parlour
- Beach Café/Restaurant
- Pirate Ship

At the Seaside Ideas

Mark making

- Seaside checklist – find the item and make a mark next to the picture/word.
- Draw/write about a trip to the seaside.
- Writing down ice-cream orders
- Make marks in sand – pictures, shapes, letters, numbers.

Creativity/Art/Design

- Can you design/make a rockpool?
- Build a sandcastle.
- Making pictures/patterns using coloured sand.
- Painting shells.

Relevant Books

- The Lighthouse Keeper's Lunch – Ronda Armitage & David Armitage
- Sharing a Shell – Julia Donaldson & Lydia Monks.
- Lucy and Tom at the seaside – Shirley Hughes

Phonics/High Freq. Words

- Place sounds or words appropriate for children's learning on to small world sea animals. Children to use nets to scoop up and read.
- Sounds or words hidden under large shells. Turn over and read.

Songs/Music/Poems

- Big ship sails.
- Once I caught a fish alive.
- Five little seashells lying on the shore.

Alphabet

- How many things can you find/think of that start with the sounds e.g. 's' at the seaside.
- Practice writing letters in the sand.

Mindfulness

- Beach mindfulness scavenger hunt. 'Can you find something very small?' 'Can you find something that moves?'
- Use shell template to design a shell.
- Beach senses booklet – what can you hear, see, etc.

Colours

- Sort beach clothing by colour.
- Pre-paint shells lots of colours and then sort with the children.
- Sunglasses pair match puzzles.
- Make fruit slushies – fruit juices of different colours frozen. When they melt, they mix together.

Science Experiments

- Can you build a boat that floats? Try different materials.
- Observe something melting over time. Ice cubes/Bowl of ice cream, etc.

Optional Home Learning

- Talk about the seaside 'Have you ever been? What might you see/hear/smell, etc at the seaside?'
- Ask family members what might have been different about the seaside when they were young.

Vocab & Communication

- What can we see at the seaside? – visit – use pictures of scenes or word cards/mats to aid discussion.
- Make a poster about the seaside. What are the important words to include?

Food

- Pack a picnic basket for a trip to the seaside – what will you need?
- Set up a real Ice-cream station. Choose flavour, toppings, etc. Create for themselves.

Fine Motor

Number/Counting

Tuff Trays

Messy Play

Shape/Pattern/Symmetry

Personal Opinions & Feelings

Measures

Health & Self-Care

Nurturing Relationships

Gross Motor

© 2023 Little Owls Resources

Investigation

Role-Play

**At the Seaside
Ideas**

Mark making

Creativity/Art/Design

Relevant Books

Phonics/High Freq. Words

Songs/Music/Poems

Alphabet

Mindfulness

Colours

Science Experiments

Optional Home Learning

Vocab & Communication

Food

Fine Motor

Number/Counting

Tuff Trays

Messy Play

Shape/Pattern/Symmetry

© 2023 Little Owls Resources

Personal Opinions & Feelings

Measures


Health & Self-Care

Nurturing Relationships

Gross Motor

Investigation

Role-Play



Mark making

Creativity/Art/Design

Relevant Books

Phonics/High Freq. Words

Songs/Music/Poems

Alphabet

Mindfulness

Colours

Science Experiments

Optional Home Learning

Vocab & Communication

Food

Empty rounded rectangular box

Empty rounded rectangular box

Empty rounded rectangular box

Empty rounded rectangular box

Empty rounded rectangular box

© 2023 Little Owls Resources

Empty rounded rectangular box

Empty rounded rectangular box


Empty rounded rectangular box

Empty rounded rectangular box

Empty rounded rectangular box

Empty rounded rectangular box

Empty rounded rectangular box



Empty rounded rectangular box

Empty rounded rectangular box

Empty rounded rectangular box

Empty rounded rectangular box

Empty rounded rectangular box

Empty rounded rectangular box

Empty rounded rectangular box

Empty rounded rectangular box

Empty rounded rectangular box

Empty rounded rectangular box

Empty rounded rectangular box

Empty rounded rectangular box



At the Seaside



Communication and Language

Personal, Social and Emotional Development

Physical Development

At the Seaside

Communication and Language

Personal, Social and Emotional Development

Physical Development

Communication and Language

Personal, Social and Emotional Development

Physical Development

At the Seaside

Literacy

Mathematics

Expressive arts and design

Understanding the world



Communication and Language

Personal, Social and Emotional Development

Physical Development

At the Seaside

Literacy

Mathematics

Expressive arts and design

Understanding the world