

Topic Plan Ideas – Animals

This pack contains some activity ideas for the 'Animals' topic as well as some blank forms for you to note down your own ideas.

Staring at a blank page when planning can be difficult so we hope that even if you don't end up using our exact suggestions, they will be a spark of inspiration for your own great ideas when planning for your children.

(The different sheets are outlined below so you can decide which sheets you need to print).

Ideas sheet (Colour) – p2

Ideas sheet (BW) – p3

Blank ideas headings sheet (Colour) – p4

Blank ideas headings sheet (BW) – p5

Completely blank ideas sheet (BW) – p6

Blank Prime Areas of Learning sheet (Colour) – p7

Blank Prime Areas of Learning sheet (BW) – p8

Blank Prime & Specific Areas of Learning sheet (Colour) – p9

Blank Prime & Specific Areas of Learning sheet (BW) – p10

We hope this helps!

Fine Motor

- Animal puzzles (various types on our site)
- Pencil control e.g. 'Fine Motor Fish'

Number/Counting

- Animal number/counting multimats – 1:1 correspondence counting, plus use with playdough, loose parts and/or whiteboard pens.
- Counting toy animals and then count the number of legs.

Tuff Trays

- Setup small world habitat e.g. jungle, under the sea, woodlands, pond/lake.
- Games e.g. match animal to letter of alphabet (initial sound) e.g. c matches with small world cat.

Messy Play

- Finger paint on animal templates.
- Make animal footprints in wet mud.

Shape/Pattern/Symmetry

- Match animals to their footprints.
- Make repeating patterns with animals or animal footprints.
- Make animal pictures using 2D shapes.

© 2021 Little Owls Resources

Personal Opinions & Feelings

- What is your favourite animal? Encourage description/talk of an animal. Why is it your favourite? Can you tell me something interesting about it?
- Look at different pictures of animals – which are preferred? Why?

Measures

- Use our animal height chart display and mark making pack to compare children's heights to different animals.
- Create 'Our Favourite Animals' pictogram interactive display (using our pack or make your own).

Health & Self-Care

- Animal themed self-registration display.
- How do we look after our pets? (Help develop responsibility skills and transfer to looking after ourselves.)

Nurturing Relationships

- Consider how we can help animals; both those around us e.g. *putting bowls of water/bird feeders out, placing minibeasts back where they were found* and endangered animals in the world; *using less plastic.*

Gross Motor

- Move around like various animals, perhaps in response to music.
- Create a large animal footprint track to then stomp/run along.

Investigation

- Compare qualities of different animals – use cards or small world animals to sort by characteristics you notice e.g. number of legs, fur/no fur, etc.
- Arrange for someone who works with animals to come in a talk to the children.

Role-Play

- Role play areas:
 - Farm
 - Zoo
 - Under the sea
 - Vet
 - Pet shop
 - Aquarium

Animals Ideas

Mark making

- Drawing and/or colouring animal pictures.
- Draw/write a list of all the animals they can see at the zoo or in a pet shop.

Creativity/Art/Design

- Design a bird box on paper or decorate a real bird box.
- Paper plate animals
- Animal masks.

Relevant Books

- 'Elmer' by David McKee
- 'Brown Bear, Brown Bear, What Do You See?' by Eric Carle and Bill Martin, Jr
- 'Rumble in the Jungle' by Giles Andreae and David Wojtowycz

Phonics/High Freq. Words

- Phase 1 – point to animals (on mat, display, small world, in book, etc) and make sound.
- Use our Phase 2 and 3 animal themed word mats and cards.

Songs/Music/Poems

- Learn animal themed songs and nursery rhymes with actions/movements e.g. Sleeping Bunnies, Incy Wincy Spider, Down in the Jungle, Bingo.

Alphabet

- Animal alphabet multimats – use for playdough, loose parts, whiteboard pens.
- Choose a letter of the alphabet and then draw an animal for that letter.

Mindfulness

- Animal yoga poses
- Use natural materials outdoors to make animals.
- Animal colouring.
- Sit quietly in outdoor area – close eyes – can you hear any animals?

Colours

- Decide on an animal template – talk about main colour(s) – find craft materials of that colour and create collage.
- Sort small world animals by colour.

Science Experiments

- Think about how different animals can live in different habitats. Feel an ice cube with no glove, a thin glove, and a thick glove. *What did you notice? How do animals in cold places keep warm?*

Optional Home Learning

- Find an animal (garden, park, pet shop, farm, zoo) – talk about, draw, label, write about, look up info on. (dependent on age and development)

Vocab & Communication

- Describe animals at appropriate level for child e.g. from pointing and naming animal, to descriptions of what they look like e.g. fur, fins, tusks. Why do they have these? Where do they live?

Food

- Talk about and sort animals into carnivores, herbivores, and omnivores.
- Investigate what local wildlife likes to eat. Can you make something to put out for them?

Fine Motor

- Animal puzzles (various types on our site)
- Pencil control e.g. 'Fine Motor Fish'

Number/Counting

- Animal number/counting multimats – 1:1 correspondence counting, plus use with playdough, loose parts and/or whiteboard pens.
- Counting toy animals and then count the number of legs.

Tuff Trays

- Setup small world habitat e.g. jungle, under the sea, woodlands, pond/lake.
- Games e.g. match animal to letter of alphabet (initial sound) e.g. c matches with small world cat.

Messy Play

- Finger paint on animal templates.
- Make animal footprints in wet mud.

Shape/Pattern/Symmetry

- Match animals to their footprints.
- Make repeating patterns with animals or animal footprints.
- Make animal pictures using 2D shapes.

© 2021 Little Owls Resources

Personal Opinions & Feelings

- What is your favourite animal? Encourage description/talk of an animal. Why is it your favourite? Can you tell me something interesting about it?
- Look at different pictures of animals – which are preferred? Why?

Measures

- Use our animal height chart display and mark making pack to compare children's heights to different animals.
- Create 'Our Favourite Animals' pictogram interactive display (using our pack or make your own).

Health & Self-Care

- Animal themed self-registration display.
- How do we look after our pets? (Help develop responsibility skills and transfer to looking after ourselves.)

Nurturing Relationships

- Consider how we can help animals; both those around us e.g. *putting bowls of water/bird feeders out, placing minibeasts back where they were found* and endangered animals in the world; *using less plastic.*

Gross Motor

- Move around like various animals, perhaps in response to music.
- Create a large animal footprint track to then stomp/run along.

Investigation

- Compare qualities of different animals – use cards or small world animals to sort by characteristics you notice e.g. number of legs, fur/no fur, etc.
- Arrange for someone who works with animals to come in a talk to the children.

Role-Play

- Role play areas:
 - Farm
 - Zoo
 - Under the sea
 - Vet
 - Pet shop
 - Aquarium

Animals Ideas

Mark making

- Drawing and/or colouring animal pictures.
- Draw/write a list of all the animals they can see at the zoo or in a pet shop.

Creativity/Art/Design

- Design a bird box on paper or decorate a real bird box.
- Paper plate animals
- Animal masks.

Relevant Books

- 'Elmer' by David McKee
- 'Brown Bear, Brown Bear, What Do You See?' by Eric Carle and Bill Martin, Jr
- 'Rumble in the Jungle' by Giles Andreae and David Wojtczyz

Phonics/High Freq. Words

- Phase 1 – point to animals (on mat, display, small world, in book, etc) and make sound.
- Use our Phase 2 and 3 animal themed word mats and cards.

Songs/Music/Poems

- Learn animal themed songs and nursery rhymes with actions/movements e.g. Sleeping Bunnies, Incy Wincy Spider, Down in the Jungle, Bingo.

Alphabet

- Animal alphabet multimats – use for playdough, loose parts, whiteboard pens.
- Choose a letter of the alphabet and then draw an animal for that letter.

Mindfulness

- Animal yoga poses
- Use natural materials outdoors to make animals.
- Animal colouring.
- Sit quietly in outdoor area – close eyes – can you hear any animals?

Colours

- Decide on an animal template – talk about main colour(s) – find craft materials of that colour and create collage.
- Sort small world animals by colour.

Science Experiments

- Think about how different animals can live in different habitats. Feel an ice cube with no glove, a thin glove, and a thick glove. *What did you notice? How do animals in cold places keep warm?*

Optional Home Learning

- Find an animal (garden, park, pet shop, farm, zoo) – talk about, draw, label, write about, look up info on. (dependent on age and development).

Vocab & Communication

- Describe animals at appropriate level for child e.g. from pointing and naming animal, to descriptions of what they look like e.g. fur, fins, tusks. Why do they have these? Where do they live?

Food

- Talk about and sort animals into carnivores, herbivores, and omnivores.
- Investigate what local wildlife likes to eat. Can you make something to put out for them?

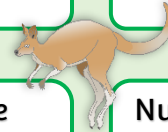
Fine Motor

Number/Counting

Tuff Trays

Messy Play

Shape/Pattern/Symmetry



© 2021 Little Owls Resources

Personal Opinions & Feelings

Measures

Health & Self-Care

Nurturing Relationships

Gross Motor

Investigation

Role-Play

Animals
Ideas

Mark making

Creativity/Art/Design



Relevant Books

Phonics/High Freq. Words

Songs/Music/Poems

Alphabet

Mindfulness



Colours

Science Experiments

Optional Home Learning

Vocab & Communication

Food

Fine Motor

Number/Counting

Tuff Trays

Messy Play

Shape/Pattern/Symmetry

© 2021 Little Owls Resources

Personal Opinions & Feelings

Measures


Health & Self-Care

Nurturing Relationships

Gross Motor

Investigation

Role-Play



Mark making

Creativity/Art/Design

Relevant Books

Phonics/High Freq. Words

Songs/Music/Poems

Alphabet

Mindfulness

Colours

Science Experiments

Optional Home Learning

Vocab & Communication

Food

Empty rounded rectangular box

Empty rounded rectangular box

Empty rounded rectangular box

Empty rounded rectangular box

Empty rounded rectangular box

© 2021 Little Owls Resources

Empty rounded rectangular box

Empty rounded rectangular box


Empty rounded rectangular box

Empty rounded rectangular box

Empty rounded rectangular box

Empty rounded rectangular box

Empty rounded rectangular box



Empty rounded rectangular box

Empty rounded rectangular box

Empty rounded rectangular box

Empty rounded rectangular box

Empty rounded rectangular box

Empty rounded rectangular box

Empty rounded rectangular box

Empty rounded rectangular box

Empty rounded rectangular box

Empty rounded rectangular box

Empty rounded rectangular box

Empty rounded rectangular box



Animals



Communication and Language

Personal, Social and Emotional Development

Physical Development

Animals

Communication and Language

Personal, Social and Emotional Development

Physical Development

Communication and Language

Personal, Social and Emotional Development

Physical Development

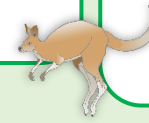
Animals

Literacy

Mathematics

Expressive arts and design

Understanding the world



Communication and Language

Personal, Social and Emotional Development

Physical Development

Animals

Literacy

Mathematics

Expressive arts and design

Understanding the world