

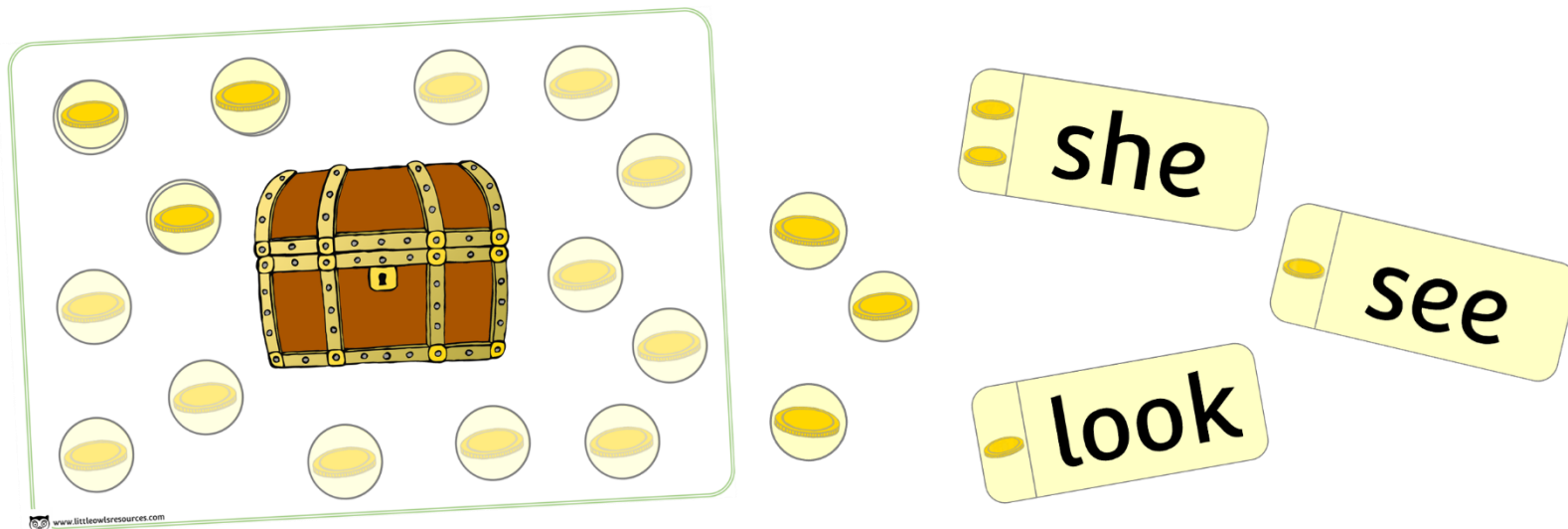
Phase 3 Words Pirate Gold Game

*Counters to be cut and laminated (page 4)

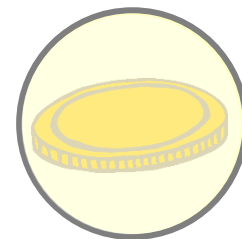
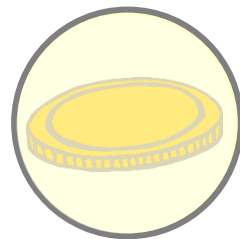
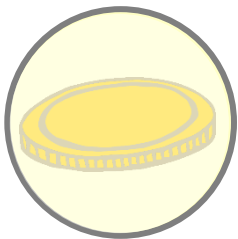
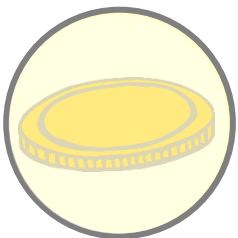
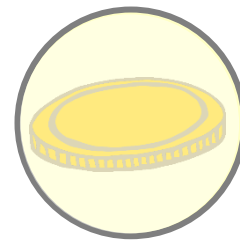
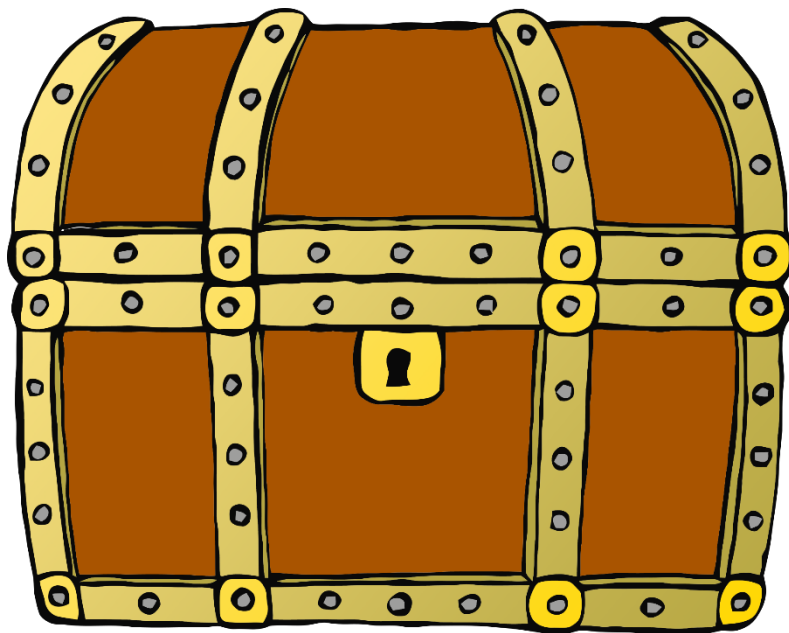
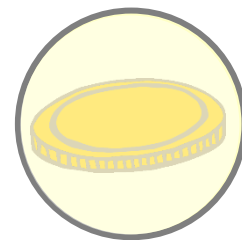
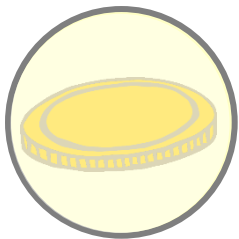
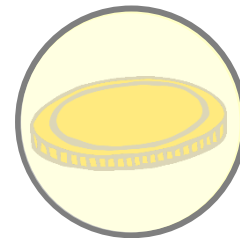
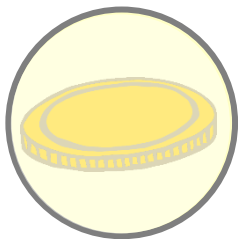
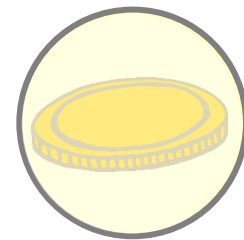
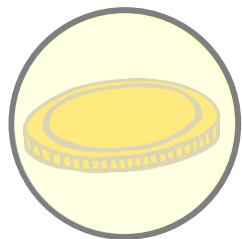
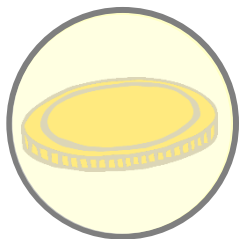
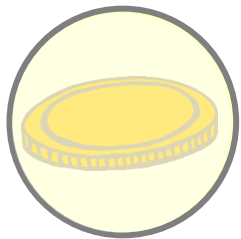
*Print as many sets as there are players.


*Words for game to be cut and laminated (pages 5–8). Only one set needed.

1. Shuffle words cards and place upside down. (Either in a pile or spread across the table).
2. Take turns to turn over a card and read the word. Share with other players.
3. If word is correctly read gather the number of coins displayed on the card and add to the treasure chest sheet.
4. If all cards are read before the end of the game, shuffle cards and use again.












will

© 2019 Little Owls Resources



then

© 2019 Little Owls Resources



that

© 2019 Little Owls Resources



them

© 2019 Little Owls Resources



this

© 2019 Little Owls Resources




with

© 2019 Little Owls Resources




see

© 2019 Little Owls Resources




down

© 2019 Little Owls Resources



for

© 2019 Little Owls Resources



look

© 2019 Little Owls Resources




now

© 2019 Little Owls Resources




too

© 2019 Little Owls Resources




he

© 2019 Little Owls Resources




me

© 2019 Little Owls Resources




she

© 2019 Little Owls Resources




be

© 2019 Little Owls Resources




we

© 2019 Little Owls Resources




was

© 2019 Little Owls Resources




you

© 2019 Little Owls Resources




are

© 2019 Little Owls Resources




they

© 2019 Little Owls Resources




my

© 2019 Little Owls Resources



all

© 2019 Little Owls Resources



her

© 2019 Little Owls Resources

© 2019 Little Owls Resources