

Outdoor Area Maths Activity Cards

Birth to 3

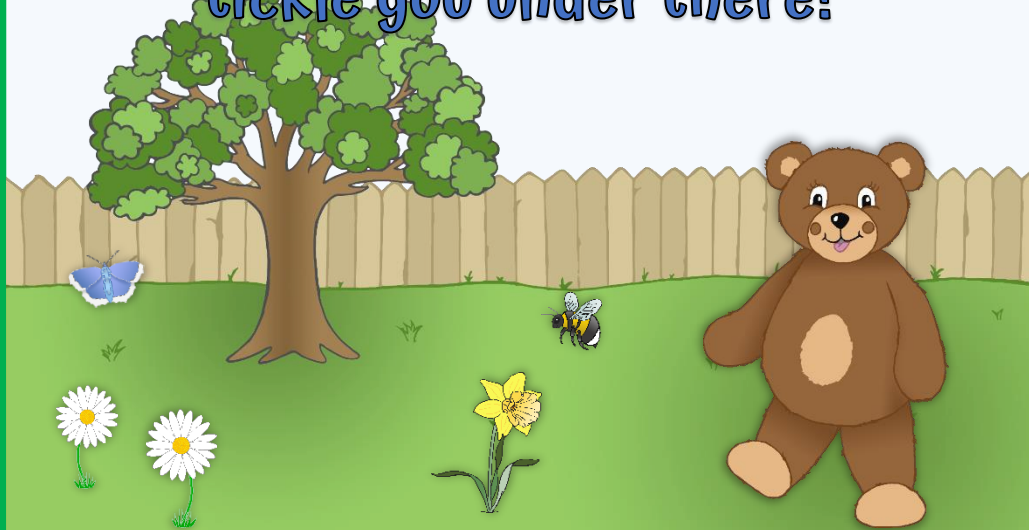
These activity cards provide ideas to encourage and facilitate mathematical development in the outdoor area. They can be used as a planning tool as well as at the moment of the activity.

This pack is aimed at the Birth to 3 age group. The descriptions are intended for the adult to read, with the bright colourful images there to provide visual reminders for the child where appropriate.




Sing finger rhymes with numbers such as...

Round and round the garden,
like a teddy bear,
one step, two step,
tickle you under there!



Sing finger rhymes which demonstrate changes in a group of up to three items such as...

Two little dicky birds sitting on a wall
One named Peter, one named Paul
Fly away, Peter, fly away, Paul
Come back, Peter, come back, Paul



Outdoor Area

Maths Activity Cards

Birth to 3

Make available objects to put in and out of others, for example a cooking theme...



- Encourage babies and young toddlers to play freely with objects.
- When appropriate, sensitively join in and comment.

Outdoor Area

Maths Activity Cards

Birth to 3

Encourage babies and young toddlers to play with cups...




- Nesting them (putting one inside another and out again).
- Hiding one "Where has it gone?"
- Stacking them in a tower.
- Lining them up.

Encourage the development of counting-like behaviour, e.g. putting on a coat...



- When putting a child's coat on to go into outdoor area cheerfully say "1" and then "2" as each arm goes through.
- Count the buttons as they are fastened in a sing song like voice.

Offer repeated experiences with the counting sequence in meaningful and varied context, e.g. counting objects outdoors...





Outdoor Area

Maths Activity Cards

Birth to 3

Offer repeated experiences with the counting sequence in meaningful and varied context, e.g. counting actions...





Outdoor Area

Maths Activity Cards

Birth to 3

Offer repeated experiences with the counting sequence in meaningful and varied context, e.g. counting sounds...




Outdoor Area

Maths Activity Cards

Birth to 3

Compare amounts and draw attention to change in amounts in your outdoor area using words such as 'lots', 'more' or 'same'...




Outdoor Area

Maths Activity Cards

Birth to 3

Help children to match their counting words with objects e.g. count objects which can be moved in the outdoor area such as stones, sticks, small world characters, bricks...





- Move an object to one side once they have counted it.
- (If children are saying one number word for each object, it is not always necessary to correct them if they skip a number. Learning to count accurately takes a long time and repeated experience. Confidence is important.)

Outdoor Area

Maths Activity Cards

Birth to 3

Provide opportunities for children to climb, tunnel and hide...




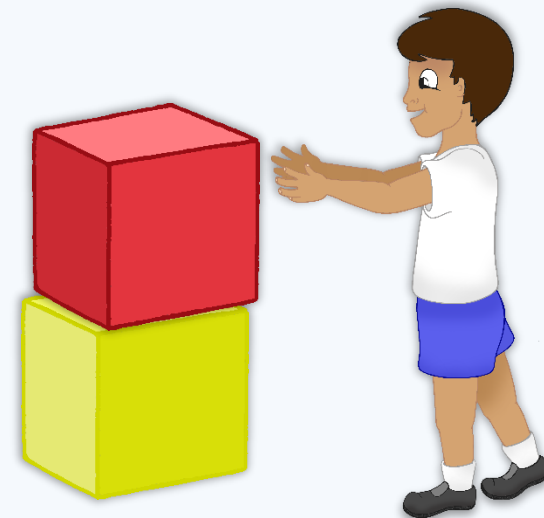
- Use spatial words like 'on top of', 'up', 'down' and 'through'.

Outdoor Area

Maths Activity Cards

Birth to 3

Build with a range of resources, e.g. provide blocks or boxes for children to play freely with...




Compare sizes of objects in the outdoor area using language such as big/bigger/little/small/smaller...



- Why not place the small objects such as stones, teddies, cups, and bowls in one pile and big objects in another?

Compare heights and lengths of objects in the outdoor area using language such as tall/taller/long/longer/short/shorter and high/low....




- Why not place the objects in order? e.g. dolls in height order, sticks in length order.

Provide opportunities for children to notice patterns in the outdoor area...



- Look closely at patterns on leaves, flowers, snail shells, spider webs, raindrops, rings on a tree stump, pinecones, pavement or brick work, tiles, wooden planks on outdoor furniture, insides of fruit and vegetables, shells.
- Use words such as 'repeated' and 'the same'.

Provide opportunities for children to arrange natural objects in the outdoor area into repeating patterns...



- Use words such as 'repeated' and 'the same'.