

# All About Me

## Move Yourself! – Dice game

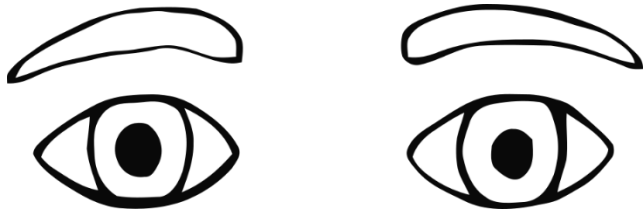
This can be used as a group game or as an individual task. A die is rolled to find a number and then the children have to perform the action.

The colouring version can add an extra activity after each roll.

The image shows a dice game board with two sets of numbered cards (1-6) and a die. The cards are arranged in two rows of three. The top row contains cards 1, 2, and 3, and the bottom row contains cards 4, 5, and 6. Each card has a number in a small box in the top left corner, an illustration, and a text instruction. The first set of cards is black and white, and the second set is colored. A die is shown at the bottom center of the board.

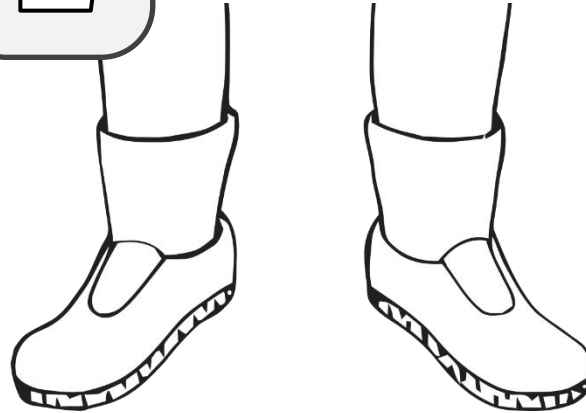
Number	Action
1	Blink your eyes.
2	Stamp your feet.
3	Pat your head.
4	Rub your tummy.
5	Clap your hands.
6	Wiggle your nose.

1



**Blink your eyes.**

2



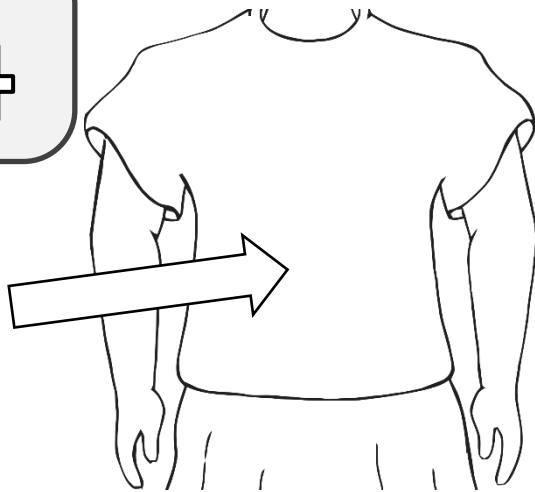
**Stamp your feet.**

3



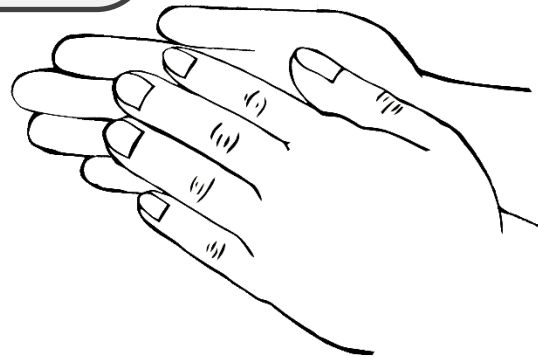
**Pat your head.**

4



**Rub your tummy.**

5



**Clap your hands.**

6



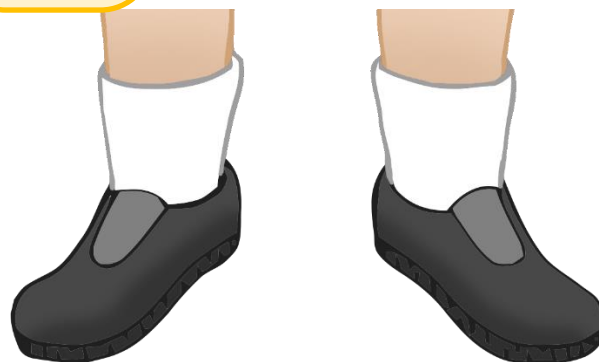
**Wiggle your nose.**

1



Blink your eyes.

2



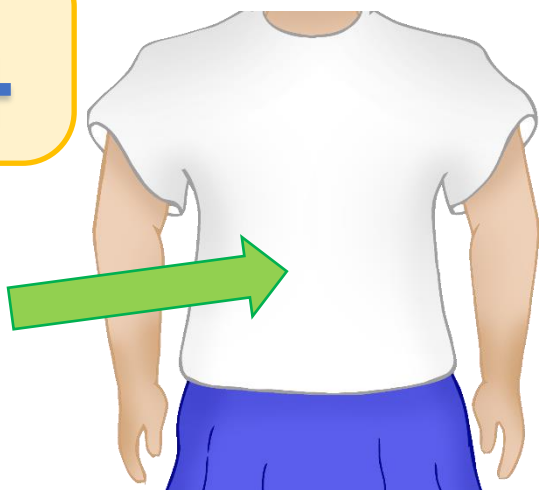
Stamp your feet.

3




Pat your head.

4




Rub your tummy.

5



Clap your hands.

6



Wiggle your nose.