

Science

Minibeast Hunt

Activity

This pack includes...

- p2: **Activity Card** (detailed breakdown of the activity, vocabulary, questions, etc.)
- p3: **'Family Fun' Activity Cards** (shorthand version of the activity to send home)
- p4: **'Minibeast Hunt' poster** (for use with our Science 'Activity Space' Banners)
- p5: **Minibeast checklist**
- p6: **'Draw minibeasts' sheet**
- p7–9: **Bumblebee body parts sheets x3**
- p10: **Minibeast word mat**
- p11–15: **Minibeast word cards** (for display or as flash cards)
- p16–18: **'What did we do?' sheets** (for writing, drawing, or adding a photograph)
- p19–21: **'What did we find out?' sheets** (for writing, drawing, or adding a photograph)



Science



Minibeast Hunt



Activity



© 2022 Little Owls Resources

You will need:

Outdoor space – garden/park/forest

Optional – magnifying glasses, checklists, activity sheets/paper for drawing/mark making, clipboards

Activity Description:

Go out and search for minibeasts! You could explore in an outdoor area/garden, park, forest or on the way to and from places.

Our checklists may help you to name, classify and describe the minibeasts that you find, along with our word cards and mats.

You may like to record what you have found by taking photos (to inspire further talk in settings or at home later) or encourage children to make marks/do drawings to capture what they have seen and found out.

The bravest among you may like to model careful handling of appropriate minibeasts and show the importance of placing them back where they were found.

With younger children focus on the excitement of exploring the outdoors and key vocabulary (using pointing and actions), such as to teach the names of a few minibeasts, key objects and actions... 'Ladybird'... 'Ladybird on a leaf'... 'Butterfly'... 'Butterfly flying'... 'Where is the worm?'... 'There it is!'

Moving like minibeasts is fun for all ages, (e.g. 'wiggle like a worm') and could be used as an activity to interject at any point.

Counting may naturally occur, e.g. 'How many snails are there?' 'One, two, three. Three snails!'

EXTRA CHALLENGE!

Imagine you are a minibeast. Which minibeast would you like to be? How do you feel? Would you like to be able to fly? Would you be scared looking up at huge humans?

Development Matters: (Understanding the World)

Birth to 3 – Explore and respond to different natural phenomena in their setting and on trips.

3 and 4 – Talk about what they see using a wide vocabulary. – Begin to understand the need to respect and care for the natural environment and all living things.

Reception – Explore the natural world around them. – Describe what they see, hear and feel whilst outside. **ELG** – Explore the natural world around them, making observations and drawing pictures of animals and plants.

Key Vocabulary: (Progressing in difficulty)

Minibeast names (see word cards), *look, find*

Body parts: *legs, wings, body, shell, antennae*

Movements: *crawl, fly, jump, hop, zoom, wriggle, flutter, slither, slide, creep, spin, curl up, swoop, march, scuttle*

Insect (main features = 6 jointed legs, 2 antennae, 3 body sections and often wings)

Key Questions: (Progressing in difficulty)

Where is ...the snail? What is it? **What have you found?** Where does it live? **What might we find under this log?** Does it have...any wings/legs? **How many legs does it have?** Shall we try to count them? **How does it move?** Do you think...it can fly? **Why?** What makes you think that?

Additional Resources:

Further resources within this pack. Plus, more 'Minibeast' resources at

<https://littleowls-premium.com/minibeasts>

Family Fun!



Minibeast Hunt

Go out and search for minibeasts! You could explore in a garden, park, forest or on the way to and from places.

Describe what you find, e.g. names of minibeasts (snail, ladybird, worm), body parts (legs, wings, shell) and how they move (crawl, slither, fly).

We'd love to see some photos or drawings of what you found!

© 2022 Little Owls Resources

Family Fun!



Minibeast Hunt

Go out and search for minibeasts! You could explore in a garden, park, forest or on the way to and from places.

Describe what you find, e.g. names of minibeasts (snail, ladybird, worm), body parts (legs, wings, shell) and how they move (crawl, slither, fly).

We'd love to see some photos or drawings of what you found!

© 2022 Little Owls Resources

Family Fun!



Minibeast Hunt

Go out and search for minibeasts! You could explore in a garden, park, forest or on the way to and from places.

Describe what you find, e.g. names of minibeasts (snail, ladybird, worm), body parts (legs, wings, shell) and how they move (crawl, slither, fly).

We'd love to see some photos or drawings of what you found!

© 2022 Little Owls Resources

Family Fun!



Minibeast Hunt

Go out and search for minibeasts! You could explore in a garden, park, forest or on the way to and from places.

Describe what you find, e.g. names of minibeasts (snail, ladybird, worm), body parts (legs, wings, shell) and how they move (crawl, slither, fly).

We'd love to see some photos or drawings of what you found!


© 2022 Little Owls Resources



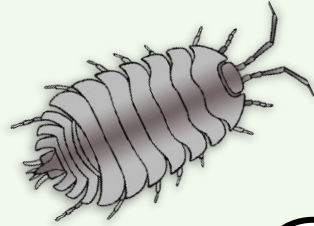
© 2022 Little Owls Resources

**For use with the 'Science Banner' display.*


Minibeast Checklist



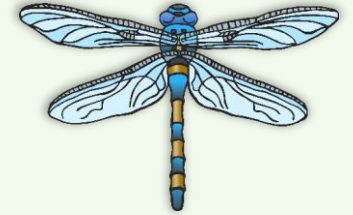
centipede



woodlouse




ant




dragonfly




bee



worm




earwig



snail



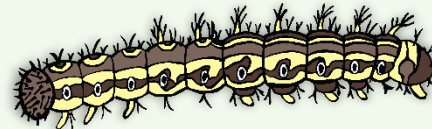
butterfly




spider



ladybird



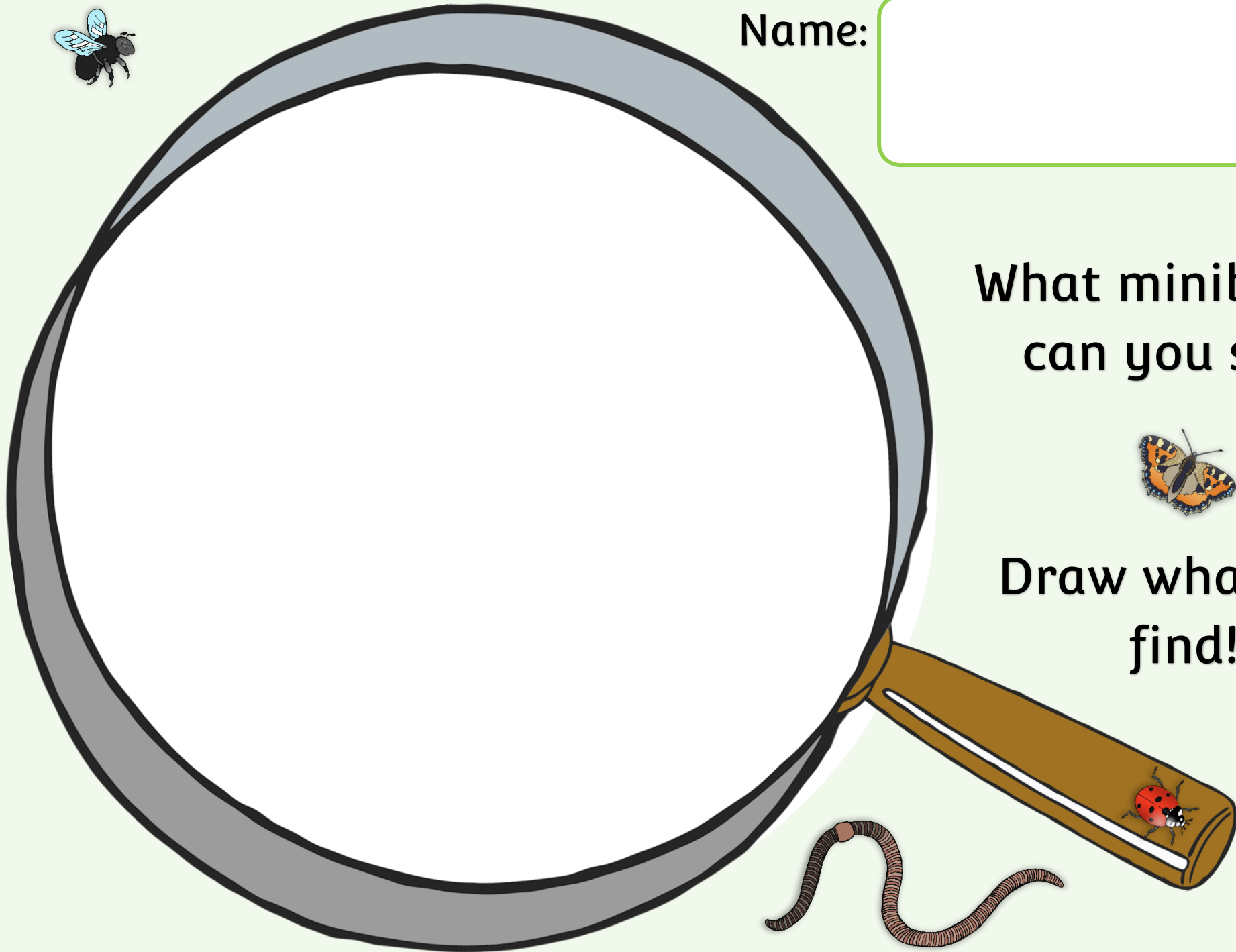
caterpillar



fly




Name:



What minibeasts
can you see?



Draw what you
find!



Bumblebee body parts


antenna

wing

stinger

eye

leg



Bumblebee body parts


a

w



s

e


l



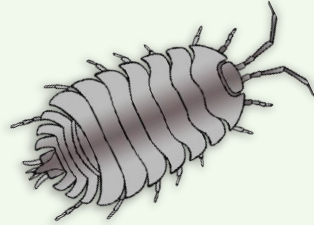
Bumblebee body parts




Minibeast Word Mat



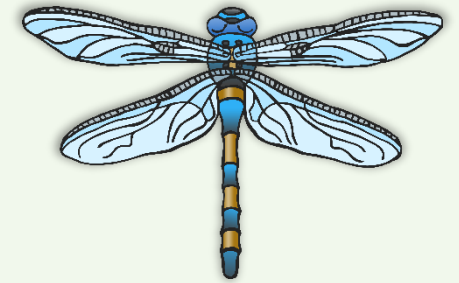
centipede



woodlouse




ant




dragonfly



bee



worm




earwig



snail




butterfly




spider




ladybird



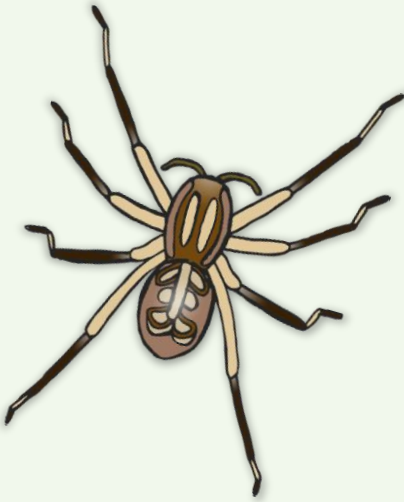
caterpillar




fly




snail



spider




dragonfly




worm




bee




caterpillar




fly




butterfly



ant




ladybird




woodlouse




centipede



earwig



magnifying
glass




minibeasts

What did we do?




What did we do?



A large, empty rectangular box with rounded corners and a black border, intended for writing a story or description.

What did we do?





What did we find out?



A large, empty rectangular box with rounded corners and a black border, intended for drawing or writing.



What did we find out?



A large, empty rectangular box with rounded corners and a black border, intended for students to write their findings.



What did we find out?

