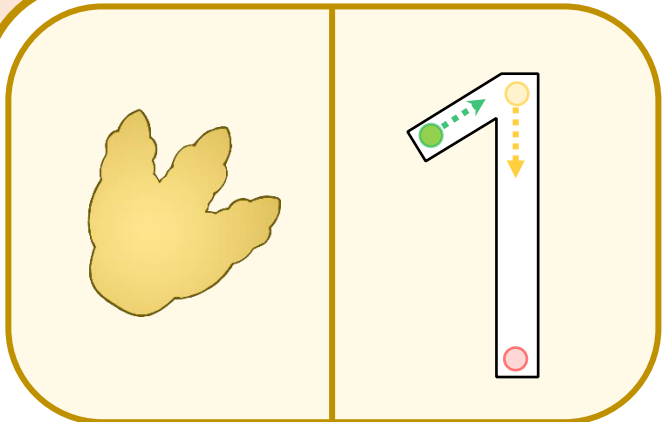
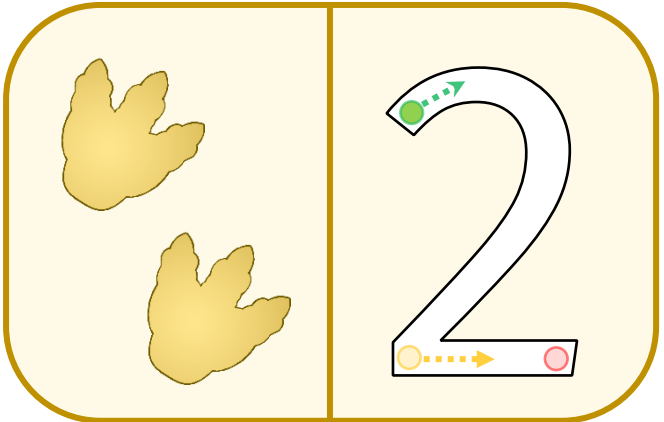


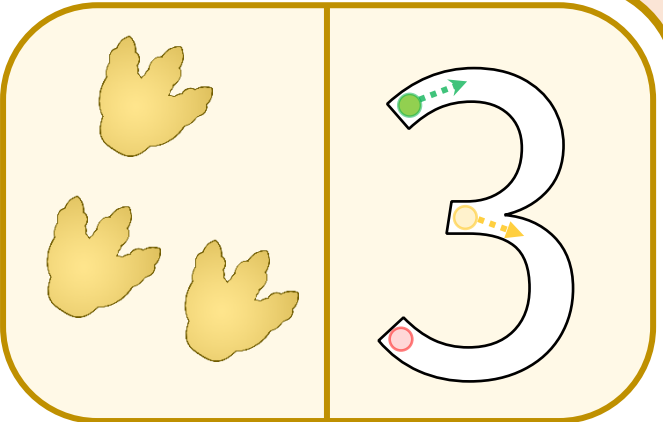
# Dinosaur Number Formation Mat



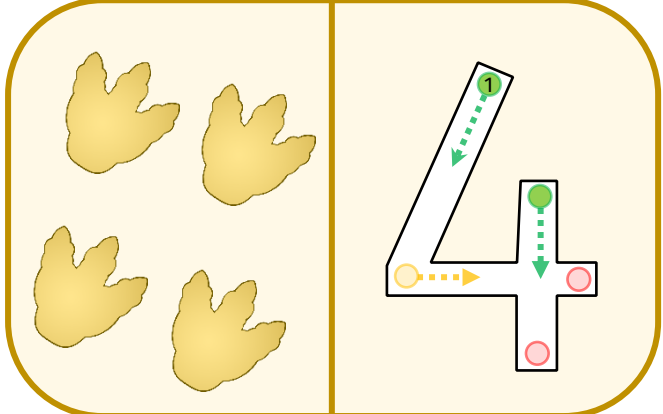
A yellow dinosaur handprint is shown on the left. On the right, the number 1 is formed by a single stroke starting from a green dot at the top left, moving right, then down to a pink dot at the bottom, and finally right to an orange dot at the top right. Dotted lines and arrows indicate the stroke direction.



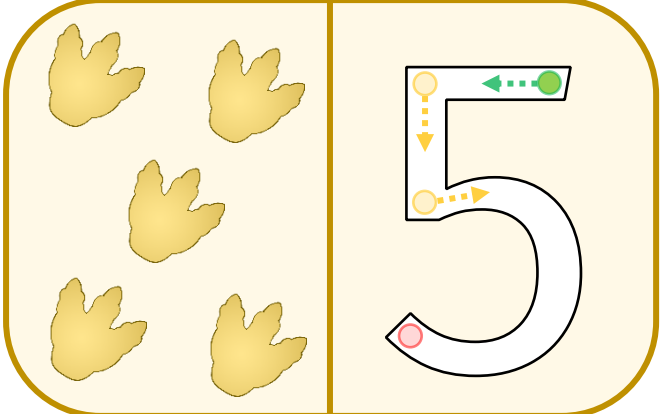
Two yellow dinosaur handprints are shown on the left. On the right, the number 2 is formed by three strokes: a green dot at the top left moves right, then down to a pink dot at the bottom left, then right to an orange dot at the bottom right, and finally up to a green dot at the top right. Dotted lines and arrows indicate the stroke direction.



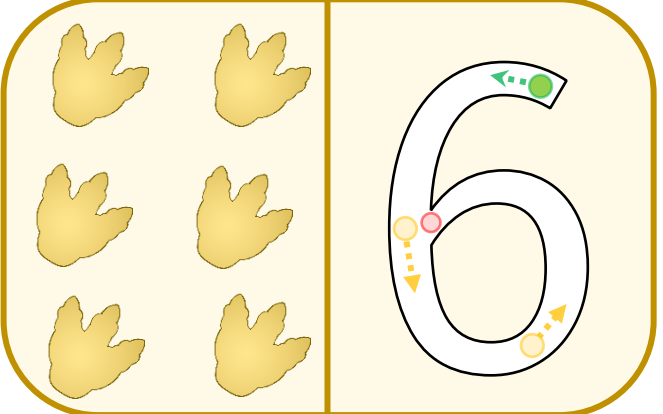
Three yellow dinosaur handprints are shown on the left. On the right, the number 3 is formed by three strokes: a green dot at the top left moves right, then down to a pink dot at the bottom left, then right to an orange dot at the bottom right, and finally up to a green dot at the top right. Dotted lines and arrows indicate the stroke direction.



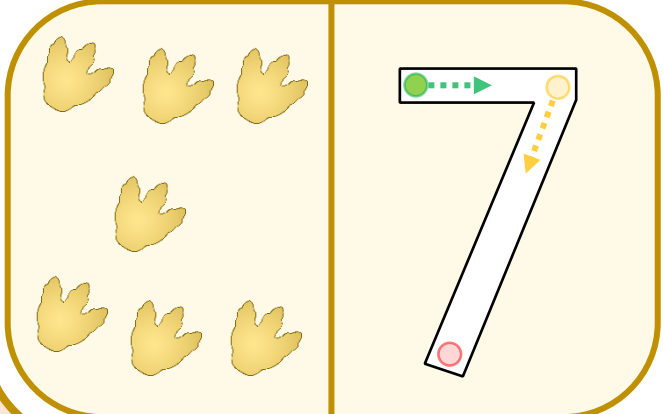
Four yellow dinosaur handprints are shown on the left. On the right, the number 4 is formed by four strokes: a green dot at the top left moves right, then down to a pink dot at the bottom left, then right to an orange dot at the bottom right, and finally up to a green dot at the top right. Dotted lines and arrows indicate the stroke direction.



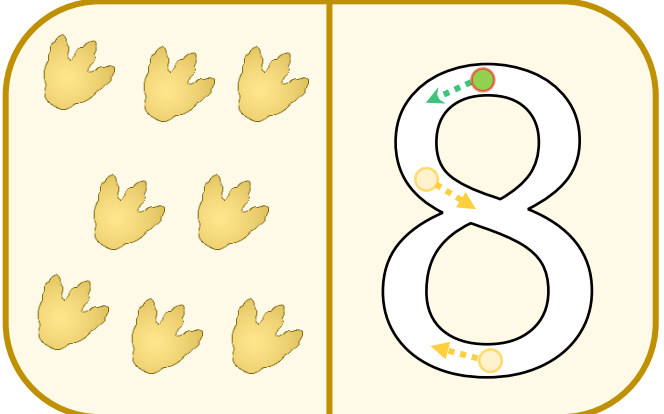
Five yellow dinosaur handprints are shown on the left. On the right, the number 5 is formed by five strokes: a green dot at the top left moves right, then down to a pink dot at the bottom left, then right to an orange dot at the bottom right, and finally up to a green dot at the top right. Dotted lines and arrows indicate the stroke direction.



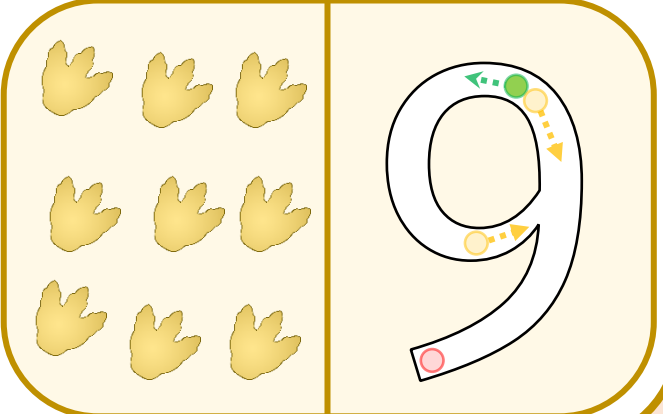
Six yellow dinosaur handprints are shown on the left. On the right, the number 6 is formed by six strokes: a green dot at the top left moves right, then down to a pink dot at the bottom left, then right to an orange dot at the bottom right, and finally up to a green dot at the top right. Dotted lines and arrows indicate the stroke direction.



Seven yellow dinosaur handprints are shown on the left. On the right, the number 7 is formed by seven strokes: a green dot at the top left moves right, then down to a pink dot at the bottom left, then right to an orange dot at the bottom right, and finally up to a green dot at the top right. Dotted lines and arrows indicate the stroke direction.



Eight yellow dinosaur handprints are shown on the left. On the right, the number 8 is formed by eight strokes: a green dot at the top left moves right, then down to a pink dot at the bottom left, then right to an orange dot at the bottom right, and finally up to a green dot at the top right. Dotted lines and arrows indicate the stroke direction.



Nine yellow dinosaur handprints are shown on the left. On the right, the number 9 is formed by nine strokes: a green dot at the top left moves right, then down to a pink dot at the bottom left, then right to an orange dot at the bottom right, and finally up to a green dot at the top right. Dotted lines and arrows indicate the stroke direction.

