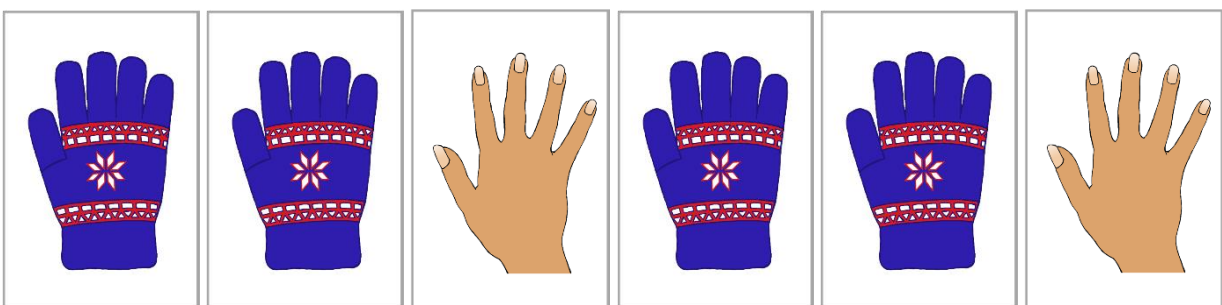





Clapping Rhythms: with & without gloves



You will need: Some pairs of gloves for half of your group of children.
(N.B. Print as many copies of the cards as you require.)

- Two groups of children. One with gloves on and one with no gloves.
- Teach gloved children to clap once when they see the glove card.
- Teach the non-gloved children to clap once when they see the non-glove card.
- Talk with children about the difference in sounds created.
- Use the cards to help the children create interesting clapped rhythms.







© 2019 Little Owls Resources





© 2019 Little Owls Resources







© 2019 Little Owls Resources





© 2019 Little Owls Resources





© 2019 Little Owls Resources



© 2019 Little Owls Resources

