

# Challenges – Birth to 3

This pack is intended to be used as an interactive challenge display. The first two sheets have a space that, once laminated, can have challenges written in using a whiteboard pen.

Alternatively, the challenge cards later in the pack can be cut and laminated and stuck on the display as a challenge starter.

For many of the challenges, some measure of independence is intended, however, the younger the child is the more scaffolding their learning will require.

## 20 CHALLENGE CARDS





# Today's Challenge




A large, empty rectangular box with a white background and a yellow border, intended for writing the challenge.



# Challenge



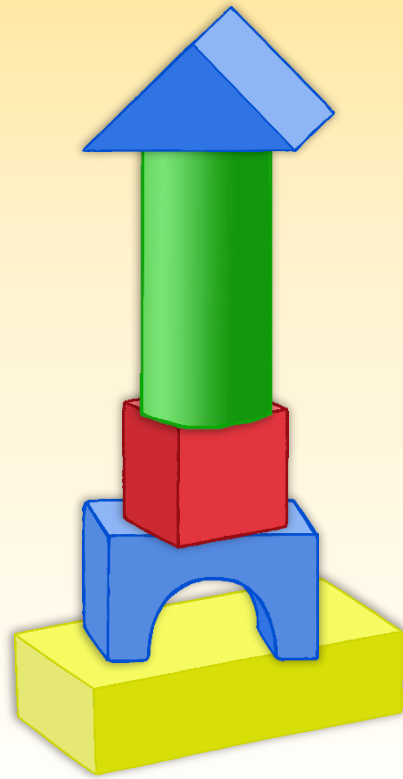
# Yoursel!



A large, empty rectangular box with a white background and a thick orange border, intended for writing or drawing.

Birth to 3


Build a  
tower  
with  
blocks.



© 2021 Little Owls Resources

Birth to 3


Separate big from small.



© 2021 Little Owls Resources

Birth to 3

Sing a song or  
rhyme with a  
grown-up.  
Don't forget the  
actions!



Birth to 3

Play with some small world toys.  
What are the names of the toys?



Birth to 3

Look at a  
picture book  
with a grown-  
up.

What can you  
see in the  
book?



© 2021 Little Owls Resources

Birth to 3

Pretend two toys are having a  
picnic together. What do they  
say to each other?



© 2021 Little Owls Resources

Birth to 3

Tell a grown-up how you are feeling.



© 2021 Little Owls Resources

Birth to 3

Look in a mirror.  
Make a sad face.  
Make a happy face.



© 2021 Little Owls Resources

Birth to 3

Count to 10 whilst  
jumping on the spot.



© 2021 Little Owls Resources

Birth to 3


Can you move your  
body **very SLOWLY?**

© 2021 Little Owls Resources



Birth to 3


**Pick up a beanbag.  
Pat it three times.  
Throw the beanbag!**



© 2021 Little Owls Resources

Birth to 3

**In the outdoor area sit still  
and quiet for 10 seconds.  
Then jump for 10 seconds!**



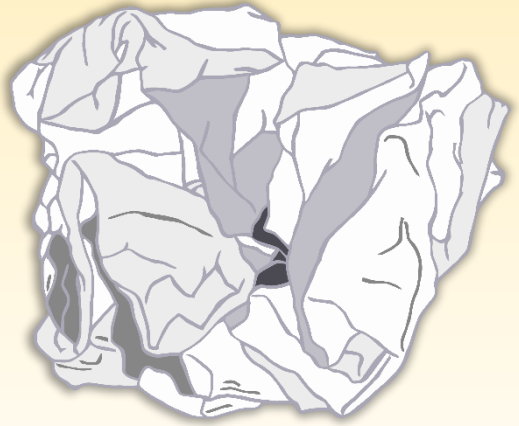
© 2021 Little Owls Resources

Birth to 3

Make some marks on  
a piece of paper.

Then scrunch it up  
into a ball.

Then open up the  
paper again to find  
your picture.

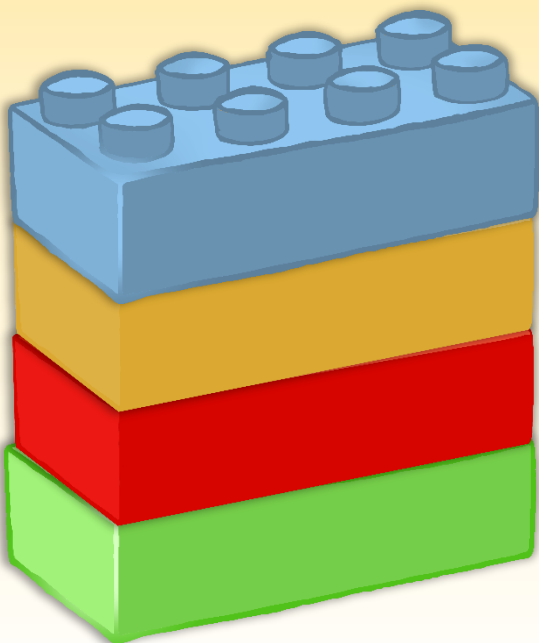


Birth to 3

Stick some  
building bricks  
together.


How many bricks  
did you use?

What colours are  
there?



Birth to 3

**Choose a book and share it  
with a grown-up.**



© 2021 Little Owls Resources


Birth to 3

**Make marks in some  
wet sand.  
Can you make some  
shapes?**

© 2021 Little Owls Resources

Birth to 3


Explore wet and dry sand  
with your hands... And  
feet!



© 2021 Little Owls Resources

Birth to 3

Find a minibeast in the  
outdoor area.



© 2021 Little Owls Resources

Birth to 3

Sing a ***FAST*** song with a grown-up.

Sing a ***SLOW*** song with a grown up.

© 2021 Little Owls Resources

Birth to 3

Make some marks in the outdoor area.

Will you use chalk?

Or a stick in the mud? Or something else?



© 2021 Little Owls Resources